

**signo***Sign*<sup>2</sup>

*Product Description*

signoSign/2

The established desktop solution for  
creating, edit, and sign PDF documents.

# DESCRIPTION

signoSign/2 is the established desktop solution from signotec for the digital, handwritten signature of PDF documents. With well over 500,000 installations on the global market, it is one of the most widespread solutions. In principle, signoSign/2 is independent of the business sector, so that the users can be found in various branches. From banks, insurance companies, healthcare providers to industrial and service companies.



The software can be used stationary with signature pads as well as mobile on Windows Tablet-PCs. It was most recently awarded by TÜV Saarland in 2017.

In addition, the software is far more than just a solution for capturing a digital signature. Various features guarantee an automated processing of documents. For example, signature fields are created automatically and conditionally. It is also possible to save the signed document in a predefined directory with an individual filename. After signing the document, it can also be sent by e-mail.

---

**On the following pages, you will get a first insight into the possibilities of the software to be able to optimize your own processes soon.**

---

the *better*  
choice




**MADE  
IN  
GERMANY**  
 Quality • Security • Ecology

# INTEGRATION

At first glance, signoSign/2 works like a PDF-Reader. You can open your existing PDF documents and forms directly in the application ("Open with ...") or by using the signotec PDFCreator, which is included. As soon as your application allows you to print you are able to sign documents digitally. The integration is very simple and requires no programming.

*Just a few steps to success...*



## 1 Create a document

**Proceed as normal** and create your documents in Word, Excel or directly in your industry / ERP / CRM solution. Instead of printing on paper, just use the signotec PDFCreator. The system creates a PDF file and opens it with signoSign/2 automatically.

## 2 Edit

Add additional PDF files or scans to your document. You can also add pictures or comments to any position.

Existing PDF form fields can be filled in and saved directly in the software. If you do not use an automatic configuration for your documenttype, you can manually mark a signature area using "Click and Drag".

## 3 Signature

Start the signing process through the menu bar or by clicking on a signature field.

After confirming, the signature is inserted into the document as an electronic signature, so that the **document integrity** is preserved and manipulations can be excluded.

In addition, biometric data are encrypted in the document, so that the **authenticity** of the signer is ensured. Only in this way the same evidence as with an original signature is possible in court.


## 4 Archive

After signing, you can **save** the document **anywhere**, e.g. in your document management system (DMS) or your electronic archive. In addition, the signed document can be printed and / or e-mailed. In order to simplify subsequent processes, it is possible to carry out **automatic indexing** with content and **barcodes** from within the document.

# GENERAL SETTINGS

The settings of signoSign/2 are divided into "Configuration" and "Document Types". Within the configuration, you can define general settings, such as language, printers, signature devices, certificates, etc. In addition, you can customize the user interface to suit your needs and hide features that are not required. The "Document Types" contain all relevant configurations and rules on how the software processes your documents (see page 5).

*According to your Ideas...*



- **Languages** – Choose from a growing number of different languages.
- **Login** – Lock the configuration with a username and password.
- **Printers** – Configure your printers to provide your customers with a signed copy.
- **E-Mail** – Choose between e-mailing via MAPI or SMTP.
- **Signature Settings** – Configure the appearance of the signatures: pen color, pressure, time stamp and certificates.
- **Certificates** – Store your own certificates for the electronic signature and encryption of biometrics.
- **Security** – Take advantage of unique security features, such as unique and patented RSA encryption, signing inside the pad and the "Secure Mode".
- **Plug-Ins** – Manage your signoSign/2 extensions. (see page 7)
- **Interactive Mode** – Configure the stroke intensity and color of the pen for the interactive mode (see page 5) of your signotec Delta signature pad.
- **Signature Devices** – Configure your signature devices, buttons and device-specific settings.
- **Scanner/Webcam** – Specify settings for your scanner and your webcam to attach content to the open document.
- **Caching** – Configure the connection to your signoStorage server (see page 7).
- **User Interface** – Customize the user interface to suit your needs and display only those control elements which are relevant.
- **Main Index File** – Set a main index for your documents.
- **Secure Mode** – No usable data for real-time display of the signature on the PC monitor.
- **Content Signing** – This signotecs own method allows you to securely sign the LCD-content directly inside the pad.

# DOCUMENT TYPES

The configuration of document types is the software's core function. With these features, document-dependent settings can be defined. You can create an individual configuration for each type of documents. The configuration includes e.g. the position of the signatures, an (optional) e-mail message, saving-directory and file-names. In addition, documents can be split automatically when opening or additional content can be inserted and placeholders read out.

## Individual Document-Workflows



- **Signatures** – Define for each document individual and conditional signature positions.
- **Processing** – Configure what should be done with the document after opening and after signing.
- **Splitting** – Documents can be split logically into several files.
- **Placeholders** – Read out content and barcodes from the document to reuse the information in many places (e.g. file name, e-mail, display on the pad, etc.).
- **E-Mail Template** – Configure an individual template for sending an automatic or manual e-mail message.
- **Dual-Pad Operation** – Use two signature pads at the same time and define different displays: One for you and one for your customer.
- **Pad Display** – Create your own confirmation texts and displays for the signature process on the pad.
- **Archiving** – Configure an individual directory for saving the signed documents.
- **Insert Content** – Add additional content to the open document, automatically or manually.
- **signoStorage** – Configure up to 10 index criteria for caching in signoStorage.



# INTERACTIVE MODE

The "interactive mode" was specially designed for the signotec Delta signature pad, to display even complex signature processes on a pad. The A4 document is displayed in an original width on the signature pad and can be scrolled with the pen. Through the menu bar on the pad you can navigate through the document, add notes, or start the signature process.

Signature fields can be configured in groups. For example: In a first step, the customer signs the fields that are relevant for him, afterwards, in a second step the clerk signs her/his fields. By doing so, accidental signing in wrong places can be prevented.

Special about the interactive mode is, that a configuration is not necessarily required. If you have not configured any signature fields, you can sign at any position so that the signature is inserted exactly at this point in the document.

## Unique Possibilities...



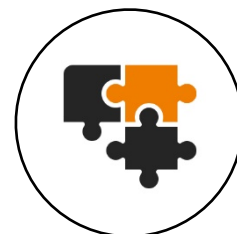
- **Read the document** – Read the document directly on the signotec Delta signature pad before signing or show your customer the most important information and content.
- **Make Notes** – Add handwritten notes or markers to the document – directly on the signature pad.
- **Signature Mode** – Sign the document anywhere, even without predefined signature fields.
- **Scroll** – You can scroll the document conveniently with the pen.
- **Browse** – Use the buttons from the menu bar to jump directly to the next, previous, first or last page.
- **Signature Groups** – Define signature groups in order to sign documents sequentially.



# PLUG-INS

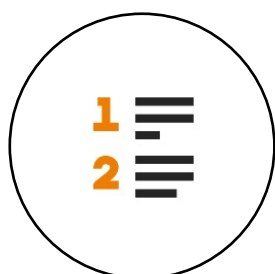
signoSign/2 can be modularly expanded with various plug-ins and software products, so that the software can be configured even more precisely to your everyday requirements.

## *Various optional Extensions...*



### Mobile Capture Plug-In

The "Mobile Capture" Plug-In extends the software with an interface that allows you to use your iOS device as a signature pad. The PC and the mobile device must be in the same network. The connection is established on all devices using "Apple Bonjour".



### IP Capture List Plug-In

The "IP Capture List" Plug-In helps you to integrate IP-based signature pads. Each time you sign a document, you can select an IP device from a list. The use is particularly useful if you regularly change your workplace while the signature pads remain stationary.



### signotec signoStorage

"signoStorage" is a server-based resubmission tool. Documents can be stored and called up again via signoSign/2. Using the web-interface, the administrator can configure groups in order to work on documents together.



### Archive Plug-In Interface

The "Archive Plug-In" interface allows you to extend the archiving process independently. It gives you the opportunity to program a Plug-In for the software to customize the archive function, e.g. using a web service.

# SIGNATURE PADS

The signotec signature pads have been developed with years of experience and the highest demands on safety, ergonomics and longevity. Of course, you can use all signotec devices with the signoSign/2 software. The various signature pads offer different functions and possibilities.

*Hardware for every Need...*



## signotec Sigma

The "signotec Sigma" signature pad is the smallest device of the signotec family. With a 4", monochrome LCD it is very compact and is designed especially for mobile use. Individual texts and meta-data can be displayed during the signature process.



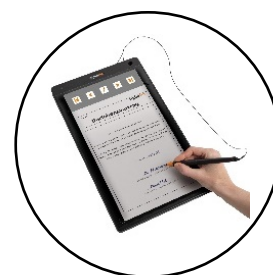
## signotec Gamma

The "signotec Gamma" signature pad offers a 5" color LCD and a modern design. In addition to a self-configurable slideshow which can be displayed in standby, you can view document excerpts and meta-information during the signature process.



## signotec Delta

The "signotec Delta" signature pad comes with a 10.1" color LCD and can therefore display A4 documents in original width. The document can be scrolled very comfortably on the device by using the pen. The interactive mode of signoSign/2 allows not only the capturing of signatures but also handwritten notes.



## signotec Alpha

The "signotec Alpha" signature pad is the biggest device of the signotec family. It features a 15,6" color LCD. A4 documents are also displayed at full height on the device and can be browsed through the function bar. In addition, you can place the original document on the signature pad and use the ballpoint pen to sign the paper as well as the digital document at the same time.



# SECURITY FEATURES

As a "Made in Germany" supplier for solutions in the field of handwritten, electronic signatures, security is very important to us. With our established products you can not only expect an economically and ecologically sensible solution which promises high cost savings, but also a legally compliant signature that you can use as a conclusive evidence in court.



## Patented Security Features...

### 1 Connection Encryption

Basically, the connection between the computer and the signature pad **is encrypted at all times**. The procedure signotec uses is **unique and incomparable** because different methods like RSA and AES are applied for encryption and key exchange. It is therefore not possible to spy out or manipulate the USB connection. This allows you to be sure that the highly sensitive data of the biometric signature is protected at all times.

### 2 Biometric Data

During the signature process, extensive **biometric data of the signer** is recorded, such as pressure strength, time profile, angles, writing speed, points etc.

These data are stored **encrypted** in the document using an unique RSA method. In case of a dispute, these data can be used for a very precise and meaningful comparison of signatures in court - equivalent to the original signature on paper.

The self-developed "Secure Mode" transmits no usable data for real-time display on the monitor.

### 3 Electronic Signature

The captured signature is not only stored as an image in the document but as an electronic signature. The content of the document (HASH) and the signature are linked in a unique way and the document is also **protected against changes**.

Subsequent manipulations are reliably detected and existing signatures are marked as invalid.

A **review of the document** does not require any signotec software. You can do it (e.g.) with the Adobe Reader, so that the documents integrity is guaranteed at all times.

#### *Did you know already...?*

*With our unique and patented security methods, you can sign your document directly inside the pads memory, so that third party manipulation (within the potentially unsafe Windows environment) can be ruled out.*

# REQUIREMENTS

signoSign/2 is signotec's Windows-based desktop solution for signing PDF documents electronically. All common Windows desktop- and server versions are supported, regardless of whether standalone systems or terminal servers are used.

The software itself works with all signotec signature pads as well as Intel-based Windows Tablet PCs.

*Strong Performance, few Requirements*



## System Environment

- Stand-alone PCs and Notebooks
- Tablet-PCs (Tablet-PC license)
- Microsoft .NET Framework 4.0(+)

## Operating Systems

- Windows 7 (or newer)
- Windows Server 2012 (or newer)
- Terminal Server (Citrix, RDP) (Citrix Ready certified)
- Native 32- and 64-Bit Versions

## Installation

- "Silent" or "Unattended" Installation
- MSI-Setup with editable properties can be extracted from the delivered Executable-Setup (.exe)
- Simple "cloning" of the master-configuration

## Signature Pads

- All signotec signature pads are supported
- Support of Windows Tablet-PC (Tablet-PC license)

## Delivery

- signoSign/2
- License file
- Installation manual
- User manual

*The delivery is exclusively digital. We do not ship CDs or license cards.*



© signotec GmbH

All rights are reserved. This documentation and the described components are protected by copyright law of signotec GmbH Ratingen in Germany. Partial or complete duplication only with written permission from the signotec GmbH. All used hard- and software names are tradenames of their respective owners.

**signotec GmbH**  
 Am Gierath 20b  
 DE-40885 Ratingen

+49 2102 53575 - 10  
[info@signotec.de](mailto:info@signotec.de)  
[www.signotec.com](http://www.signotec.com)

